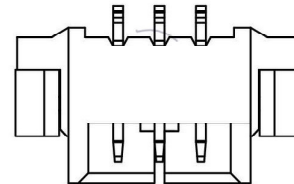


HSF

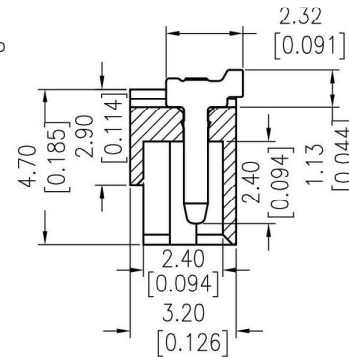
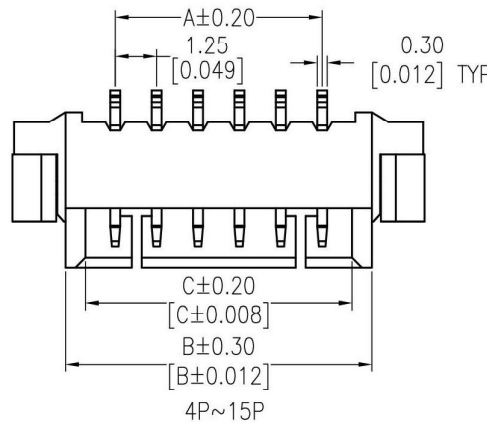
NOTES:

Rated Voltage:100V AC/DC
 Rated Current:1.0AMP
 Contact Resistance:20mΩ max
 Withstand Voltage:500V AC/DC
 Insulation Resistance:100MΩ min
 Operation Temperature:-25°C to +85°C

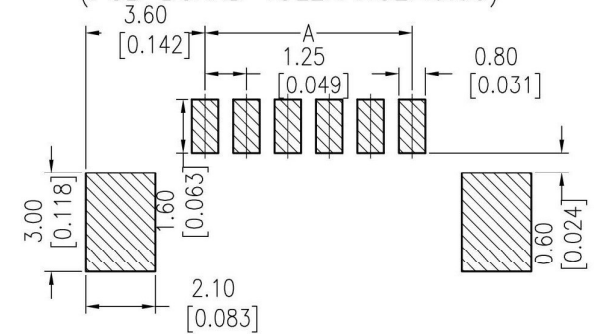
Contact Material:Brass
 Contact plating:Au Or Sn Over Ni
 Insulator Material:PA6T+30%G.F UL94V-0



2P~3P



Recommended P.C.B Layout(Top Side)
 (PCB BOARD TOLERANCE±0.05)



Specification & Ordering Information:

Circuit	Part No.	Dimension			Q'ty /Tube
		A	B	C	
02	HCA9850-02	1.25	4.25	3.05	75
03	HCA9850-03	2.50	5.50	4.30	64
04	HCA9850-04	3.75	6.75	5.55	56
05	HCA9850-05	5.00	8.00	6.80	50
06	HCA9850-06	6.25	9.25	8.05	45
07	HCA9850-07	7.50	10.50	9.30	41
08	HCA9850-08	8.75	11.75	10.55	37
09	HCA9850-09	10.00	13.00	11.80	34
10	HCA9850-10	11.25	14.25	13.05	31
11	HCA9850-11	12.50	15.50	14.30	30
12	HCA9850-12	13.75	16.75	15.55	28
13	HCA9850-13	15.00	18.00	16.80	26
14	HCA9850-14	16.25	19.25	18.05	25
15	HCA9850-15	17.50	20.50	19.30	24

OPERATION	DRAW	DATE	SCALE	FIT	PART NO.	
X.X ±0.40	CHECK	DATE	UNIT	A4	SEE TAB	
X.XX ±0.25			mm		TITLE:	
X.XXX ±0.15			inch		"M"TYPE 1.25 Wafer 90° SMT	
Angle ± 3'	APPROVE	DATE	SHEET	1/1	Customer NO.	
DIM TOL			PROJ.			

Ho Chien
www.hochien.com

REV	DATE	MODIFICATION DESCRIPTION	CHANGE	OPERATION	DRAW	DATE	SCALE	FIT	
				X.X ±0.40	CHECK	DATE	UNIT	A4	
				X.XX ±0.25			mm		TITLE:
				X.XXX ±0.15			inch		"M"TYPE 1.25 Wafer 90° SMT
				Angle ± 3'	APPROVE	DATE	SHEET	1/1	
				DIM TOL			PROJ.		